

# Trophic interactions between a native Catfish (Trichomycteridae) and a non-native species, the Rainbow Trout, in an Andean stream, San Juan, Argentina

M. I. Garcia,<sup>1,\*</sup> J. C. Acosta,<sup>1,2</sup> and M. L. García<sup>3</sup>

<sup>1</sup>Departamento de Biología, Facultad de Ciencias Exactas, Físicas y Naturales, Universidad Nacional de San Juan, Av. José Ignacio de la Roza 590 (O), Consejo Nacional de Investigaciones Científicas y Técnicas (CONICET), San Juan, Argentina

<sup>2</sup>Centro de Investigaciones de la Geósfera y Biósfera, Consejo Nacional de Investigaciones Científicas y Técnicas (CIGEOBIO – CONICET), San Juan, Argentina

<sup>3</sup>División Zoología Vertebrados, Museo de La Plata (UNLP), Buenos Aires, Argentina

\*Corresponding author: merygarcia24@gmail.com

---

*The trophic relationship between Torrent Catfish (Hatcheria macraei) and Rainbow Trout (Oncorhynchus mykiss) was studied in a lotic Andean system of Argentina to examine whether these fish compete for the same food resources. Fishes were sampled seasonally, in autumn, spring, and summer. Hatcheria macraei and O. mykiss presented a carnivorous generalist feeding strategy. Trout diet was dominated by aquatic macroinvertebrates, and terrestrial invertebrates were an important component in summer. Large-sized Rainbow Trout fed on Catfish, which in turn preyed mainly on Chironomidae and Elmidae larvae. During flood periods, the Trout diet, as well as that of the Catfish, was mainly composed of clingers (Elmidae and Chironomidae) and particularly in the case of Catfish, burrowers (Oligochaeta) were found. We found an elevated dietary overlap between Trout and Catfish with seasonal changes. Our results suggest that coexistence of Trout and Catfish depends on input of terrestrial invertebrates, and the feeding of Catfish on small prey.*

**Keywords:** non-native salmonids, terrestrial and aquatic prey, competition, diet

---

## Introduction

Salmonid invaders have led to biotic homogenisation, habitat alteration, and loss of native or endemic species worldwide (Rahel, 2002; Townsend, 2003). Fishes of the Salmonidae family, native to the Northern Hemisphere, have been successfully introduced in the Southern Hemisphere (Crawford and Muir, 2008). In particular, *Oncorhynchus mykiss* was introduced in Argentinean Andean streams and rivers in 1904 (Baigún and Quirós, 1985), without previous ecological studies

having been conducted to assess the impact of this species on the native fauna.

The Trichomycteridae family is the most diverse group of Catfish in Argentinean Andean ecosystems, with three genera: *Hatcheria*, *Silviniichthys* and *Trichomycterus* (López et al., 2008). *Hatcheria*, with its single species, *Hatcheria macraei*, exhibits a wide distribution in southern South America in the Andean region of Argentina and Chile, which is relevant for examining phylogenetic information. The range of distribution includes the Atlantic and Pacific drainages (López

et al., 2008; Unmack et al., 2009) known to be historically connected because of glacial activity (Unmack et al., 2012). *Hatcheria macraei* is an important environmental indicator of water pollution (Ortiz et al., 2003) because of possible waste dumping of mining activities carried out near rivers of the region.

There are different lines of evidence to explain *O. mykiss* success in different environments: the phenotypic plasticity of the Trout life cycle (Sloat et al., 2014; Sloat and Reeves, 2014); its generalist carnivorous diet (Di Prinzio and Casaux, 2012; Tagliaferro et al., 2015), including native fishes (Macchi et al., 1999; McIntosh, 2000; Vigliano et al., 2009); the fact that it modifies the use of habitat by native species (Habit et al., 2010; Penaluna et al., 2009); and foraging (Baxter et al., 2004). However, studies that identify mechanisms of coexistence with native species are scarce (Arismendi et al., 2011). Understanding possible trophic overlaps could identify potential risks to native fishes. Morphological differences between *O. mykiss* and *H. macraei* may have favored the coexistence. *H. macraei* is a rheophilic and negatively phototactic Catfish (Menni, 2004) which has a subterminal mouth, and negative allometric growth. This could be related to the small size of benthic prey consumed during all ontogeny (Barriga and Battini, 2009). *Onchorhynchus mykiss* has a robust body with a high caudal peduncle, a large head, a large mouth, and long paired fins (Keeley et al., 2005). Rainbow Trout prey on epibenthic, aquatic drift and terrestrial fauna (Molineri, 2008) the abundance of which is probably influenced by the availability of prey types (Nakano et al., 1999) with different diel periodicity.

There are no existing studies focused on native and non-native fish diet in the Cuyo Andean region to understand the coexistence of these species. The goal of this study was to analyse the trophic relationships between Torrent Catfish (*Hatcheria macraei*) and Rainbow Trout (*Onchorhynchus mykiss*), to assess the competition for food resources, and to generate information that will serve as a tool for conservation and management of the fish populations in the Cuyo Andean region.

## Methodology

The Las Burras stream is located in the Cuyo-Desaguadero basin, an ecoregion in the San Juan

province, Argentina (31°18'09.7" S, 69°38'58.1" W). It is a freshwater stream at 2,000 metres above sea level, which originates in the Andes and flows into the Castaño river. There are anthropogenic willow forests that generate small artificial oases with varying degrees of waterlogging driven by changes in the water regime. During the study, the average air temperature was 11.8°C in autumn, 14.8°C in spring and 20°C in summer. Mean flow was 0.13 (m<sup>3</sup>/s) in autumn, 0.07 (m<sup>3</sup>/s) in spring and 0.093 (m<sup>3</sup>/s) in summer. During discharge periods (unstable periods), this stream carries a significant sediment load, which causes deep lateral erosion of the streambed. The native *H. macraei* and the exotic *O. mykiss* were the only two fish species present in the Las Burras stream.

Fishes were sampled seasonally in December 2012, April 2013, October 2013, May 2014, October 2014, and January 2015, using hand nets (1 mm mesh size) and fishing-rods. Sampling was carried out over a length of 3 kilometers of stream. Samples were obtained every 100 m, for 6 h daily over the course of 2 days, from 10 a.m. to 4 p.m. All possible microhabitats for both species were sampled to capture all fish sizes. It is possible to observe different sizes of Trout present due to water transparency. In the field, fish were fixed in situ with formalin (10%). In the laboratory, stomach and intestine were removed.

Digestive contents were observed under a stereomicroscope in order to identify and measure each prey item. Prey items were determined following the classification of Domínguez and Fernández (2009), and Ross (1982). The volume of each prey item consumed was estimated using the Dunham (1983) formula for the ellipsoid sphere,  $V = 4/3\pi (1/2 L) (1/2 W)^2$ , where V is volume, L is length of prey and W is width of prey. To analyse the diet, we calculated the frequency of occurrence (%Fi), percentage by number (%N<sub>i</sub>), and percentage by volume (%V<sub>i</sub>) as follows:

$\%F = (N_i/N) * 100$ , where N<sub>i</sub> is the number of stomachs containing a category and N is the total number of stomachs.

$\%N_i = (N_i/N_t) * 100$  where N<sub>i</sub> is the number of prey items i and N<sub>t</sub> is total prey items.

$\%V = (V_i/V_t) * 100$  where V<sub>i</sub> is the volume of prey items i and V<sub>t</sub> is the total volume of prey items.

We estimated the index of relative importance (IRI) as  $I = (F\% + N\%) * V\%$ . Then IRI was

expressed as a percentage as  $\%IRI = (IRI/\Sigma IRI * 100)$  for each prey category. According to this index, prey items were classified into the following categories: Fundamental prey,  $IRI\% > 75\%$ ; Secondary prey,  $75\% > IRI\% > 50\%$ ; Accessory prey,  $50\% > IRI\% > 25\%$ , and Accidental prey,  $IRI\% < 25\%$ . In order to establish the hierarchy ranking (DJ) of the diet, the highest value of IRI was considered 100%, and other values were calculated as relative percentages. Diet breadth (B) was calculated using the Levins (1968) index:  $B = 1/\Sigma p_i^2$  where  $p_i$  is the proportion of each prey type  $i$  in the diet. Diet diversity was assessed using the Shannon–Weaver diversity index (H). Diet overlap was estimated using the Morisita-Horn index ( $I_{MH}$ ). Prey items were assigned to a functional prey group (FPG) based on origin (Terrestrial) or habit: Clingers (with adaptations to adhere to the substrate) and Burrowers (burrowing in soft sediments) following the Hanson et al. (2010) classification. The Kruskal-Wallis test was applied to compare standard fish length, abundance of aquatic and terrestrial prey, and size of Elmidae larvae. The analysis of feeding strategies was characterised by Amundsen's modified graphical method (Amundsen et al., 1996).

The non-metric multidimensional scaling (N-MDS) technique was used to compare the similarity in abundance of prey items in the *H. macraei* and *O. mykiss* diet, in different seasons, using Bray-Curtis distance (Clarke, 1993). Prior to analysis, the prey abundance matrix was  $\log(x+1)$  transformed. The hypothesis of similarity between groups was evaluated through a similarity analysis (ANOSIM, 9999 permutations) with a reference value of  $p < 0.05$ . A SIMPER analysis was performed to establish potential differences among Trout and Catfish diet composition between seasons providing a ranking that shows which prey items contributed most by percentage to the percentage of dissimilarity (Clarke, 1993). The R Studio Version 1.0.136 was used for the statistical analyses.

## Results

*Oncorhynchus mykiss* and *H. macraei* were found to be sympatric in the Las Burras stream (Argentina). A total of 50 Trout and 77 Catfish were analysed in autumn, spring, and summer. The standard lengths of Rainbow Trout ( $H = 0.16$ ;  $p = 0.9$ ) and Catfish ( $H = 5$ ;  $p = 0.06$ ) were similar for all seasons (Table 1).

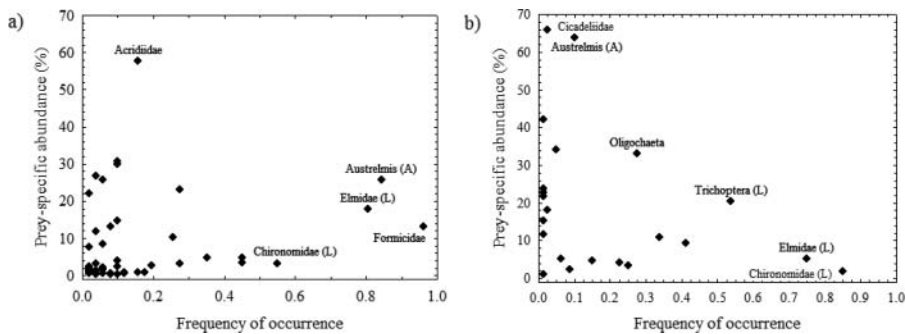
**Table 1.** Mean value and standard deviation of standard length (SL), and trophic niche index in Rainbow Trout (*O. mykiss*) and Catfish (*H. macraei*) in the Las Burras stream. Diet assessed as Levin's index (B), Shannon-Weaver diversity index (H) and Richness (S).

Season	<i>O. mykiss</i> (n = 50)			<i>H. macraei</i> (n = 77)		
	SL	n		SL	n	
Autumn	137 ± 27	12		101 ± 22	30	
Spring	143 ± 36	17		90 ± 28	30	
Summer	149 ± 45	21		106 ± 26	17	
Diet	B	H'	S	B	H'	S
Summer	4.0	1.7	29	4.14	1.67	12
Spring	1.2	1.3	30	2.20	0.52	14
Autumn	5.7	2.1	23	1.67	0.93	19

*O. mykiss* consumes prey of terrestrial origin, benthic macroinvertebrates, and vertebrates. *H. macraei* diet consisted of benthic macroinvertebrates, mainly insects, and vertebrates. The total number of prey items (S) observed in *O. mykiss* (46) was twice that observed in *H. macraei* (21).

Rainbow Trout and Catfish showed a generalist carnivore feeding strategy. Prey items with high percentage of volume in stomach contents, consumed by few individuals, were Acrididae ( $\bar{X}_{\text{length}} = 1.5$  cm) in Rainbow Trout, and *Austrelmis* ( $\bar{X}_{\text{length}} = 0.3$  cm) and Cicadellidae ( $\bar{X}_{\text{length}} = 0.3$  cm) in Catfish. Prey items with low specific abundance, consumed by many individuals, were Formicidae and Elmidae in Rainbow Trout, and Chironomidae and Elmidae larvae in Catfish (Figure 1).

The highest diversity values in the Trout diet were found in autumn ( $H' = 2.1$ ), and in summer ( $H' = 1.67$ ) for the Catfish diet. The Levins index indicated that the highest diet breadth was found to occur in autumn for Trout and in summer for Catfish (Table 1). Formicidae was the best represented family among terrestrial prey. Fundamental prey items in Rainbow Trout were *Austrelmis* in spring and summer, Elmidae larvae in summer, and Acrididae and Formicidae in autumn, with Chironomidae larvae as secondary prey items in autumn. The main prey items in *H. macraei* diet were Chironomidae larvae in spring and autumn, and Elmidae larvae in summer, with Chironomidae larvae as secondary prey items in summer (Table 2). The length of Elmidae larvae, a fundamental prey in Trout ( $\bar{x} = 4.82 \pm 1.38$ ) and Catfish ( $\bar{x} = 3.65 \pm 1.7$ ) in



**Figure 1.** Feeding strategy diagram: Prey specific abundance in stomach content against frequency of occurrence of prey in the diet of (a) *O. mykiss* and (b) *H. macraei*.

summer, showed significant differences ( $H = 12.17$ ,  $p = 0.0004$ ). Trout prey on large Chironomidae larvae ( $\bar{x} = 3.19 \pm 0.93$ ), and Catfish, on smaller ones ( $\bar{x} = 2.74 \pm 1.09$ ) with significant differences ( $H = 8.9$ ;  $p = 0.0021$ ).

Overlap in the diet of *O. mykiss* and *H. macraei* showed a differential response between seasons, estimated with the Morisita-Horn index. Diet overlap was highest in autumn ( $I_{MH} = 0.77$ ) and similar in spring ( $I_{MH} = 0.63$ ) and summer ( $I_{MH} = 0.62$ ). ANOSIM showed a significant similarity in the diet between species and between seasons (R statistic = 0.46,  $P = 0.001$ ). The SIMPER analysis showed that Formicidae (14%) and Chironomidae larvae (39%) were the prey items that contributed the most to diet similarities between Rainbow Trout and Catfish in autumn; *Austrelmis* adults (33%) and Chironomidae larvae (46%) in spring. While in summer, *Austrelmis* adults (15%), Formicidae (12%) and Elmidae larvae (26%) were the prey items that significantly contributed to diet similarities (Table 3). The N-MDS representation separated most individuals from trout and catfish. The graphic overlap was observed during the summer (Figure 2).

The abundance of aquatic prey items in the diet of the Rainbow Trout changed significantly with the seasons ( $H = 8.6$ ;  $p = 0.01$ ), being more abundant in autumn (59%) and spring (62%). Terrestrial prey did not show significant differences between seasons ( $H = 2.1$ ;  $p = 0.33$ ) but increased in summer (42%) when Formicidae were an accessory prey and in autumn (41%) when Formicidae were fundamental prey. *H. macraei* fragments ( $n = 3$ ) were found in Trout with standard lengths: 187 mm (autumn), 179 mm (spring) and 242 mm (summer).

Clingers were the most frequent functional prey group (FPG) and there were not significant

differences between seasons in Trout ( $H = 5$ ;  $p = 0.05$ ) and Catfish ( $H = 5$ ;  $p = 0.07$ ). Elmidae larvae were the most frequent prey items in the clingers group for Trout (autumn = 66%, spring = 81% and summer = 94%) and Catfish (autumn = 73%, spring = 71% and summer = 88%) in all seasons. Chironomidae larvae were more frequent in the Catfish (autumn = 90%, spring = 93% and summer = 64%) than in the Rainbow Trout diet (autumn = 83%, spring = 48% and summer = 33%). In *H. macraei*, burrowers were more frequent in spring (45%) and summer (30%) (Figure 3), contributing 51% of the diet volume.

## Discussion

The main objective of this study was to examine whether *H. macraei* and *O. mykiss* compete for the same trophic resources. Native *H. macraei* and non-native *O. mykiss* coexist in Las Burras stream in terms of space and time. Where native species are sympatric with introduced salmonids, there is evidence of negative interactions (for example, reduction in growth, abundance, and habitat use) (McIntosh, 2000; Baxter, 2004; Penaluna et al., 2009). Most of the studies carried out in Patagonia find some degree of segregation between native and introduced species, whether trophic, reproductive or in habitat use (Pascual et al., 2002). Furthermore, it has been observed that Trout cause indirect effects on food webs because of the decrease in the biomass of emerging adult aquatic insects (Nakano et al., 1999).

In the environment studied, *H. macraei* coexists with *O. mykiss* individuals with standard lengths of 80 to 240 mm, whereas in a Patagonian river, *H. macraei* coexists with juvenile salmonids with



**Table 3.** SIMPER results between Trout and Catfish diets in different seasons. Average abundance of prey in Catfish and Trout diet, percentage of contribution to diet (Cont. %), and cumulative percentage (Cum. %). Preys that contributed less than 5% were excluded from the table.

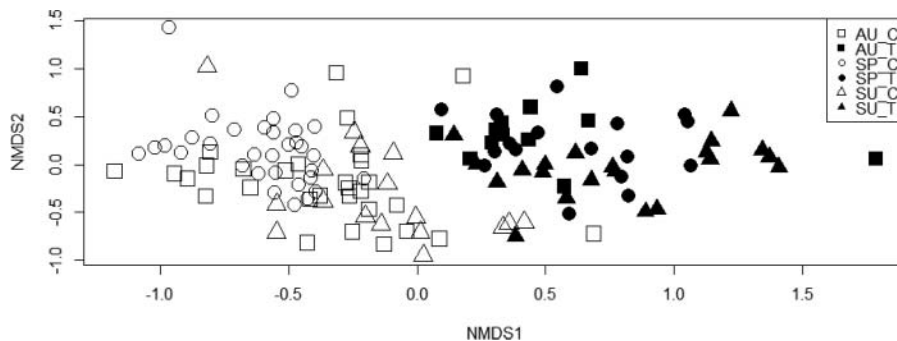
Autumn	Contrib. %	Cum. %	Average abundance	
			<i>H. macraei</i>	<i>O. mykiss</i>
Chironomidae (L)	38.9	38.9	62.4	21.4
Formicidae	13.9	52.8	0.0	11.7
Simuliidae (L)	10.1	62.9	4.3	8.7
Cicadellidae	8.0	70.9	0.1	11.7
Trichoptera (L)	7.4	78.3	7.5	2.8
Elmidae (L)	6.0	84.3	5.2	1.8
Austrelmis (A)	5.0	89.3	0.1	5.1
Spring				
Chironomidae (L)	46.3	46.3	116	124
Austrelmis (A)	32.8	79.0	0.1	74.5
Elmidae (L)	8.3	87.4	4.6	28.2
Formicidae	5.2	92.5	0.0	12.4
Summer				
Simuliidae (L)				
Austrelmis (A)	31.5	31.5	0.1	32.0
Elmidae (L)	25.6	57.1	8.2	34.6
Formicidae	12.0	69.1	0.2	10.1
Trichoptera (L)	7.6	76.7	2.8	7.3
Chironomidae (L)	6.5	83.2	5.9	2.4
Cicadellidae	6.3	89.5	0.0	5.1

a standard length of 20 to 100 mm (Barriga et al., 2013). This was the opposite of that observed in three streams in the northwestern region of Chubut province, where large salmonids were the most abundant fish and *H. macraei* was poorly represented (Di Prinzio and Casaux, 2012). Conversely, *O. mykiss* and *Trichomycterus* were always found to be allopatric in streams in the northwestern region of Argentina (Molineri, 2008).

Comparative studies of the use of food resources allow the identification of important interactions that determine community structure. In our study, Chironomidae and Elmidae larvae were fundamental prey in the diet of *H. macraei*. These results could be related to the abundance of larvae in the stream. The greater abundance of Elmidae and Chironomidae larvae may be due to the impact of Trout on macroinvertebrate communities, as observed by Molineri (2008) in subtropical mountain streams in the northwestern region of Argentina. We found that *H. macraei* feeds on small Elmidae and Chironomidae larvae while

*O. mykiss* feeds on the larger ones. This can be explained as a consequence of its high morphological specialisation for anchoring to the substrate like other Trichomycteridae (Adriaens et al., 2010), removing the mud and obtaining small prey to avoid predation by Trout. Chironomidae larvae were fundamental prey items in the diet of *H. macraei* in the Caleufú river (Barriga and Battini, 2009), the Chubut river (Ferriz, 2012), and the Manguera stream in summer (Di Prinzio and Casaux, 2012).

Despite the morphological differences between the native and the introduced species, which presupposes different diet compositions, we found dietary overlap between Trout and Catfish in different seasons. In autumn, this was observed in the consumption of Chironomidae larvae. In spring, the overlap was observed in the consumption of adult individuals of *Austrelmis*, and Chironomidae larvae increased their contribution to Trout diet. In summer, overlap was observed in the consumption of Elmidae larvae when the abundance of other aquatic prey items



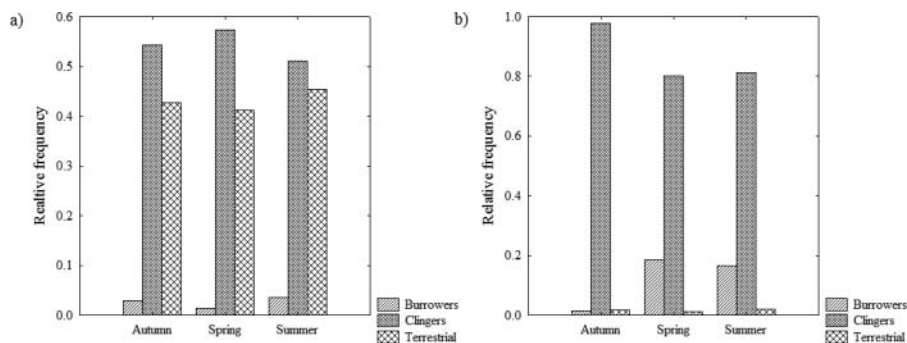
**Figure 2.** Non-metric multidimensional scaling graph (2D) using Bray-Curtis distance to show similarity grade of *O. mykiss* and *H. macraei* prey abundance composition grouped by season. Catfish: Autumn (AU\_C); spring (SP\_C); summer (SU\_C); and Trout: Autumn (AU\_T); spring (SP\_T); summer (SU\_T). The proximity of the symbols indicates a higher degree of similarity (Stress = 0.20).

decreased. These results suggest a potential competition for food resources, although additional evidence would be necessary to confirm this.

Notwithstanding the observed overlap, however, *H. macraei* and *O. mykiss* appear to coexist due to the Trout's reliance on terrestrial prey and the consumption of large macroinvertebrates. Trout predation on terrestrial organisms was also observed in other studies carried out in the Patagonian region (Buria et al., 2009; Di Prinzio et al., 2013; Juncos et al. 2014) as well as in Japan (Nakano et al. 1999; Baxter et al., 2004) and New Zealand (Edwards and Huryn, 1995). The input of terrestrial prey from anthropogenic willow forests and riparian vegetation in summer was an important aid for Trout, when the number of aquatic insects declines due to the emergence of aquatic insects and the abrupt drop during discharge periods, as occurs in other Andean streams of Argentina (Molineri, 2008; Scheibler and Debandi, 2008). However, in a canopied stream of the Patagonian Andes, terrestrial prey were a minority in the diet of *O. mykiss* (Buria et al., 2009), which

selected larger aquatic macroinvertebrates (Buria et al., 2007), and predation on large aquatic macroinvertebrates may reduce the consumption of terrestrial organisms.

On the other hand, fragments of Catfish in the stomachs of the larger Trout. These results were concordant with observations made in different environments of an ontogenic shift in Trout diet from small macroinvertebrates predators towards piscivory as they increase in body size (McIntosh, 2000; Keeley and Grant, 2001; Arismendi et al., 2011). The growth of salmonids is lower in streams than it is in lakes and oceans, and could be affected, while their size is still small, by a predominantly insectivorous diet and with the possibility of feeding on fishes (Keeley and Grant, 2001). It has been pointed out that upon reaching the approximate size of 150 mm, the Trout become piscivorous (McIntosh, 2000). This study determined this size to be larger while very infrequent. The predominantly insectivorous *O. mykiss* diet and the low forage rate on *H. macraei* possibly limit its



**Figure 3.** Seasonal variations in relative frequency of FPG (Burrowers, Clingers and Terrestrial insects) in (a) *O. mykiss* and (b) *H. macraei*.

growth in this environment and contributes to coexistence with Catfish.

Information on the use of food resources allows us to generate new hypotheses on trophic interactions. This data helps improve knowledge regarding interactions between native and non-native species, thus enabling the development of conservation and management strategies for the fish populations in the Andean region of San Juan.

## Conclusions

We provide new information about the diet of a sympatric population of a native and non-native fish in a stream in the Cuyo-Andean region. We found diet overlap between Rainbow Trout and Catfish. This result suggests potential competition for food resources and/or segregation. We observed that both species consumed Elmidae and Chironomidae larvae. Catfish prey on small Elmidae and Chironomidae larvae and Rainbow Trout, on larger larvae as a consequence of possible competition or as strategy by Catfish to reduce predation risk. Trout consumed terrestrial prey that could represent an alternative food resource when benthic prey decline (summer-autumn) and facilitate the co-occurrence of native and non-native fish.

## Acknowledgements

We thank the two anonymous reviewers for their comments and improvements to the manuscript. We are also grateful for the field trip assistance we received from Rodrigo Acosta, Gustavo Fava, Alejandro Laspiur and Lucas Corrales.

## Funding

This study was partially funded by the Consejo de Investigaciones Científicas y Técnicas y de Creación Artística (CICITCA – UNSJ, RES. 1531 JCA).

The corresponding catch permit granted by the Dirección de Conservación y Áreas Naturales Protegidas (Bureau of Conservation and Natural Protected Areas) was received from the Subsecretaría de Medio Ambiente (Department of

Environmental Affairs) (Resolution No. 002 dated 12/03/08, processed by File No. 1204-1593-I-08).

## References

- Adriaens, D., Baskin, J. N., Coppens, H., 2010. Evolutionary morphology of trichomycterid Catfishes: about hanging on and digging in. In: J. S. Nelson, H. -P. Schultze, M. V. H. Wilson (Eds.), *Origin and Phylogenetic Interrelationships of Teleosts*, pp. 337–362. Verlag Dr. Friedrich Pfeil, Munich.
- Amundsen, P. A., Gabler, H. M., Staldvik, F. J., 1996. A new approach to graphical analysis of feeding strategy from stomach contents data modification of the Costello (1990) method. *J. Fish Biol.* 48, 607–614.
- Arismendi, I., González, J., Soto, D., Penaluna, B., 2011. Piscivory and diet overlap between two non-native fishes in southern Chilean streams. *Austral Ecol.* 37(3), 346–354.
- Baigún, C.R.M., Quirós, R., 1985. *Introducción de peces exóticos en la república Argentina*. (Introduction of exotic fish in Argentina. In Spanish) Inf. técnico N° 2. Instituto Nacional de Investigación y Desarrollo Pesquero.
- Barriga, J. P., Battini, M. A., 2009. Ecological significances of ontogenetic shifts in the stream-dwelling Catfish, *Hatcheria macraei* (Siluriformes, Trichomycteridae), in a Patagonian river. *Ecol. Freshwat. Fish.* 18, 395–405.
- Barriga, J. P., Espinós, N. A., Chiarello-Sosa, J. M., Battini, M. A., 2013. The importance of substrate size and interstitial space in the microhabitat selection by the stream-dwelling Catfish *Hatcheria macraei* (Actinopterygii, Trichomycteridae). *Hydrobiologia* 705, 191–206.
- Baxter, C. V., Fausch, K. D., Murakami, M., Chapman, P. L., 2004. Fish invasion restructures stream and forest food webs by interrupting reciprocal prey subsidies. *Ecology* 85 (10), 2656–2663.
- Buría, L., Albariño, R., Díaz Villanueva, V., Modenutti, B., Balseiro, E., 2007. Impact of exotic Rainbow Trout on the benthic macroinvertebrate community from Andean-Patagonian headwater streams. *Fundam. Appl. Limnol. Archiv für Hydrobiologie* 168(2), 145–154.
- Buría, L. M., Albariño, R. J., Modenutti, B. E., Balseiro, E. G., 2009. Temporal variations in the diet of the exotic Rainbow Trout (*Oncorhynchus mykiss*) in an Andean-Patagonian canopied stream. *Rev. Chil. His. Nat.* 82, 3–15.
- Clarke, K. R., 1993. Non-parametric multivariate analyses of changes in community structure. *Aust. J. Ecol.* 18, 117–143.
- Crawford, S. S., Muir, A. M., 2008. Global introductions of salmon and Trout in the genus *Oncorhynchus*: 1870–2007. *Rev. Fish Biol. Fisher.* 18(3), 313–344.
- Di Prinzio, C. Y., Casaux, R. J., 2012. Dietary overlap among native and non-native fish in Patagonian low-order streams. *Ann. Limnol. – Int. J. Lim.* 48, 21–30.
- Di Prinzio, C. Y., Miserendino, M. L., Casaux, R., 2013. Feeding strategy of the non-native Rainbow Trout, *Oncorhynchus mykiss*, in low-order Patagonian streams. *Fish. Manag. Ecol.* 20(5), 414–425.
- Domínguez, E., Fernández, R. H. (Eds.), 2009. *Macroinvertebrados bentónicos sudamericanos. Sistemática y biología*. (South

- American benthic macroinvertebrates. Systematics and biology. In Spanish). Fundación Miguel Lillo, Argentina.
- Edwards, E. D., Hury, A. D., 1995. Annual contribution of terrestrial invertebrates to a New Zealand Trout stream. *New Zeal. J. Mar. Fresh.* 29(4), 467–477.
- Ferriz, R. A., 2012. Dieta de *Hatcheria macraei* (Girard, 1855) (Teleostei, Siluriformes, Trichomycteridae) en el río Chubut, Argentina (Diet of *Hatcheria macraei* (Girard, 1855) (Teleostei, Siluriformes, Trichomycteridae) in Chubut River, Argentina. In Spanish). *Lat. Am. J. Aquat. Res.* 40(1), 248–252.
- Habit, E., Piedra, P., Ruzzante, D. E., Walde, S. J., Belk, M. C., Cussac, V. E., Gonzalez, J., Colin, N., 2010. Changes in the distribution of native fishes in response to introduced species and other anthropogenic effects. *Global Ecol. Biogeogr.* 19, 697–710.
- Hanson, P., Springer, M., Ramirez, A., 2010. Capítulo 1. Introducción a los grupos de macroinvertebrados acuáticos (Chapter 1. Introduction to aquatic macroinvertebrates groups. In Spanish). *Rev. Biol. Trop.* 58(4), 3–37.
- Juncos, R., Milano, D., Macchi, P. J., Vigliano, P. H., 2014. Niche segregation facilitates coexistence between native and introduced fishes in a deep Patagonian lake. *Hydrobiologia*. 747(1), 53–67.
- Keeley, E. R., Grant, W. A., 2001. Prey size of salmonid fishes in streams, lakes, and oceans. *Can. J. Fish. Aquat. Sci.* 58, 1122–1132.
- Keeley, E. R., Parkinson, E. A., Taylor, E. B., 2005. Ecotypic differentiation of native Rainbow Trout (*Oncorhynchus mykiss*) populations from British Columbia. *Can. J. Fish. Aquat. Sci.* 62, 1523–1539.
- López, H. L., Menni, R. C., Donato, M., Miquelarena, A. M., 2008. Biogeographical revision of Argentina (Andean and Neotropical Regions): an analysis using freshwater fishes. *J. Biogeogr.* 35(9), 1564–1579.
- Macchi, P. J., Cussac, V. E., Alonso, M. F., Denegri, M. A., 1999. Predation relationship between introduced salmonids and the native fish fauna in lakes and reservoirs in northern Patagonia. *Ecol. Freshwat. Fish.* 8, 227–236.
- McIntosh, A. R., 2000. Habitat- and size-related variations in exotic Trout impacts on native galaxiid fishes in New Zealand Streams. *Can. J. Fish. Aquat. Sci.* 57, 2140–2151.
- Menni, R. C. (Eds.), 2004. *Peces y ambientes en la Argentina continental*. (Fish and environments in continental Argentina. In Spanish). Monografías del Museo Argentino de Ciencias Naturales, Buenos Aires, Argentina. 5, 1–316.
- Molineri, C., 2008. Impact of Rainbow Trout on aquatic invertebrate communities in subtropical mountain streams of northwest Argentina. *Ecol. Austral.* 18, 101–117.
- Nakano, S., Kawaguchi, Y., Taniguchi, Y., Miyasaka, H., Shibata, Y., Urabe, H., Kuhara, N., 1999. Selective foraging on terrestrial invertebrates by Rainbow Trout in a forested headwater stream in northern Japan. *Ecol. Res.* 14(4), 351–360.
- Ortiz, S. G., Acosta, J. C., Muria, F., 2003. Fauna de vertebrados y actividad minera: estudio de línea de base en la cuenca del Río Castaño, San Juan, Argentina (Vertebrate fauna and mining activity: baseline study in the Castaño river basin, San Juan, Argentina. In Spanish). *Multequina*. 12, 23–35.
- Pascual, M., Macchi, P., Urbanski, J., Marcos, F., Rossi, C. R., Novara, M., Arciprete, P. D., 2002. Evaluating potential effects of exotic freshwater fish from incomplete species presence – absence data. *Biol. Invasions*. 101–113.
- Penaluna, B. E., Arismendi, I., Soto, D., 2009. Evidence of interactive segregation between introduced Trout and native fishes in Northern Patagonian Rivers, Chile. *T. Am. Fish. Soc.* 138(4), 839–845.
- Rahel, F. J., 2002. Homogenization of freshwater faunas. *Annu. Rev. Ecol. and Syst.* 33, 291–315.
- Ross, H. H. (Eds.), 1982. *Introducción a la entomología general y aplicada*. (Introduction to general and applied entomology. In Spanish). Ediciones Omega, S. A..
- Scheibler, E. E., Debandi, G. O., 2008. Spatial and temporal patterns in the aquatic insect community of a high altitude Andean stream (Mendoza, Argentina). *Aquat. Insects*. 30 (2), 145–161.
- Sloat, M. R., Reeves, G. H., 2014. Individual condition, standard metabolic rate, and rearing temperature influence steelhead and Rainbow Trout (*Oncorhynchus mykiss*) life histories. *Can. J. Fish. Aquat. Sci.* 71, 1–1.
- Sloat, M. R., Fraser, D. J., Dunham, J. B., Falke, J. A., Jordan, C. E., McMillan, J. R., Ohms, H. A., 2014. Ecological and evolutionary patterns of freshwater maturation in Pacific and Atlantic salmonines. *Rev. Fish Biol. Fish.* 24(3), 689–707.
- Tagliaferro, M., Arismendi, I., Lancelotti, J., Pascual, M., 2015. A natural experiment of dietary overlap between introduced Rainbow Trout (*Oncorhynchus mykiss*) and native Puyen (*Galaxias maculatus*) in the Santa Cruz River, Patagonia. *Environ. Biol. Fish.* 98(5), 1311–1325.
- Townsend, C. R., 2003. Individual, population, community, and ecosystem consequences of a fish invader in New Zealand streams. *Conserv. Biol.* 17(1), 38–47.
- Unmack, P. J., Habit, E. M., Johnson, J. B., 2009. New records of *Hatcheria macraei* (Siluriformes, Trichomycteridae) from Chilean Province. *Gayana*. 73(1), 102–110.
- Unmack, P. J., Barriga, J. P., Battini, M. A., Habit, E. M., Johnson, J. B., 2012. Phylogeography of the Catfish *Hatcheria macraei* reveals a negligible role of drainage divides in structuring populations. *Mol. Ecol.* 21, 942–959.
- Vigliano, P. H., Beauchamp, D. A., Milano, D., Macchi, P. J., Alonso, M. F., García Asorey, M. I., Denegri, M. A., Ciancio, J. E., Lippolt, G., Rechencq, M., Barriga, J. P., 2009. Quantifying predation on galaxiids and other native organisms by introduced Rainbow Trout in an ultraoligotrophic lake in northern Patagonia, Argentina: A bioenergetics modeling approach. *T. Am. Fish. Soc.* 138, 1405–1419.